

*... and other samples*

**easYgen-1000/2000/3000, LS-5, and DTSC-200**

**‘Using proconX ESEPRO with Woodward controllers’**

Optional Supplementary Information

## General Information

The following alert boxes can be used in this publication:



“DANGER” indicates a hazardous situation which, if not avoided, will result in death or serious injury.



“WARNING” indicates a hazardous situation which, if not avoided, could result in death or serious injury.



“CAUTION”, used with the safety alert symbol, indicates a hazardous situation which, if not avoided, could result in minor or moderate injury.

**NOTICE**

“NOTICE” is used to address practices not related to personal injury.

**IMPORTANT**

“IMPORTANT” is used to address practices not related to personal injury.

## Personnel



**WARNING!**  
Hazards due to insufficiently qualified personnel!

If unqualified personnel perform work on or with the control unit hazards may arise which can cause serious injury and substantial damage to property.

- Therefore, all work must only be carried out by appropriately qualified personnel.

For further Product Support Options, Product Service Options, Returning Equipment for Repair, and/or Engineering Services please [download application note #37573](#).

## Requirements

This application note describes several use cases so the required hardware depends on your application. Described are samples with several easYgen-3000 devices, ESENET gateway(s) and additional converters, several displays, and a laptop.

## Documentation



Read this entire application note and all other publications pertaining to the work to be performed before installing, operating, or servicing this equipment. Practice all plant and safety instructions and precautions.

**Failure to follow instructions can cause personal injury and/or property damage!**

**Any unauthorized modifications to or use of this equipment outside its specified mechanical, electrical, or other operating limits may cause personal injury and/or property damage, including damage to the equipment.**

Any such unauthorized modifications: constitute "misuse" and/or "negligence" within the meaning of the product warranty thereby excluding warranty coverage for any resulting damage, and invalidate product certifications or listings.



This publication may have been revised or updated since this copy was produced. If the cover of the publication states "Translation of the Original Instructions", the original source may have been updated since this translation was made.

Be sure to check manual 26311, *Revision Status & Distribution Restrictions of Woodward Technical Publications*, to verify whether this translation is up to date. Always compare with the original for technical specifications and for proper and safe installation and operation procedures. To verify that you have the latest revision, check manual 26311, *Revision Status & Distribution Restrictions of Woodward Technical Publications*, on the publications page of the Woodward website:

[www.woodward.com/publications](http://www.woodward.com/publications)

The latest version of most publications is available on the publications page. If your publication is not there, please contact your customer service representative to get the latest copy.

## Introduction

The gateway proconX ESEPRO allows SCADA systems, PLC's and visualization panels to communicate over Profibus with one or more Woodward controllers. The Woodward control interacts as Profibus DP device within the Profibus system. This application note describes several use cases.

## About proconX ESEPRO

The ESEPRO (Woodward P/N #8445-1046), designed and manufactured by proconX Pty. Ltd. is a Profibus gateway specifically designed to interface Woodward's genset controllers and ATS controllers with Profibus DP networks. The gateway features a CAN and a Profibus DP port and can be mounted on a DIN rail. On the CAN side it implements the CANopen protocol to connect to the Woodward controls. On Profibus side it implements a Profibus Slave Station and accepts connections from Profibus master devices like PLCs or SCADA systems. Please see product documentation from proconX for more details.

## Table of Contents

easYgen-1000/2000/3000, LS-5, and DTSC-200.....	1
'Using proconX ESEPRO with Woodward controllers' .....	1
Optional Supplementary Information .....	1
General Information .....	2
Personnel .....	2
Requirements.....	3
Documentation .....	3
Introduction.....	4
About proconX ESEPRO .....	4
Using proconX ESEPRO with Woodward controllers .....	5
Benefits using proconX ESEPRO with Woodward controllers .....	5
Application Examples.....	5

## Using proconX ESEPRO with Woodward controllers

### Benefits using proconX ESEPRO with Woodward controllers

The ESEPRO can be used with easYgen-3000, easYgen-2000, easYgen1000, DTSC-200 and LS-5. One ESEPRO can communicate with up to 8 Woodward units connected on CAN bus. The ESEPRO is a dedicated product for WW devices and needs no individual adaptation. This saves setup time. The ESEPRO appears as a modular I/O module in the Profibus configuration tool, like Simatic Manager of Siemens.

The ESEPRO added to the CAN network makes the according Visualization Data of connected Woodward CANopen controls available without adding additional load to the CAN bus communication. The Visualization Data is buffered in the ESEPRO gateway which decouples Profibus' cyclic process I/O from the CANopen cyclic TPDO transfers. In addition read and write access to device Parameter IDs is possible utilizing CANopen SDO transfers. ESEPRO can be used in several applications:

- Visualize process data of WW devices by a PLC or Panel PLC, for example:
  - Measurement values
  - Logical conditions
  - Alarms
  - Counter Status
- Configure single functionalities of WW devices by PLC or Panel PLC, for example:
  - Application Modes
  - Operation Modes
  - Monitoring limits
  - Delay times
- Control of WW devices by PLC, for example:
  - Power and Power Factor Setpoints
  - Voltage and Frequency Setpoints
  - Starting and Stopping of Gensets
  - RESET Alarms

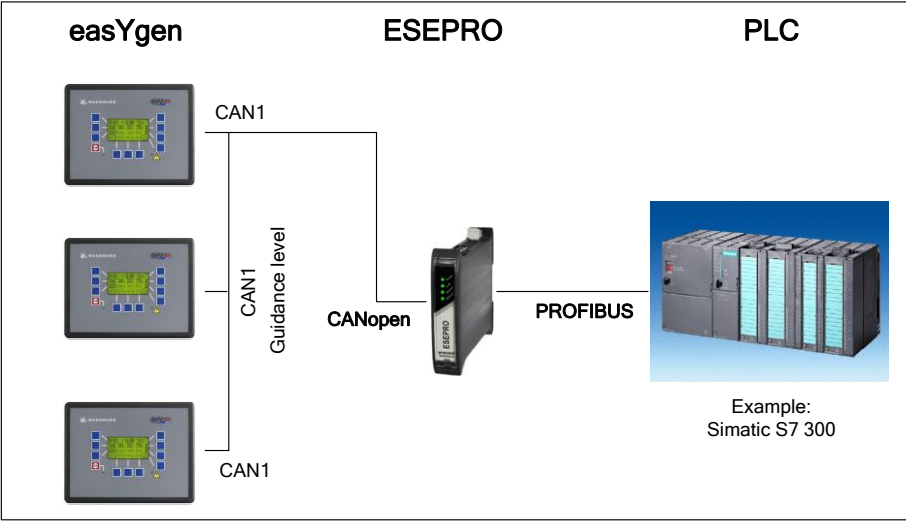
Additionally, for exceptional cases ESEPRO provides an Ethernet connection for CANopen diagnostic and firmware update purposes.

### Application Examples

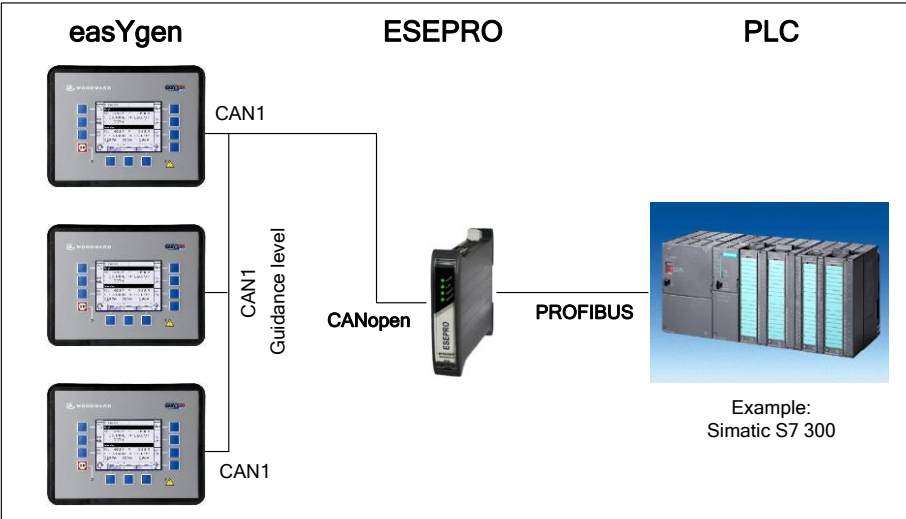
The ESEPRO offers different methods to map data into the PLC's process I/O image to suit different application requirements and programming styles. Visualization Data of connected easYgen and LS-5 devices can be mapped directly into the PLC's process image. For larger data tables which exceeds the Profibus I/O space, an indexed mapping similar to the Profidrive standard can be used.

The PLC or PLC Panel interacts as Profibus Master. Up to 8 easYgens can be connected per ESEPRO station. The programmer of the PLC uses the addresses according to the configured protocol sent by the WW device, like it is described in the ESEPRO and easYgen manual. The refreshing of visualization data depends on the CANopen protocol. When single values shall be accessed faster acyclic DP-V1 transfers can be taken, which are internally translated to CANopen SDO transfers.

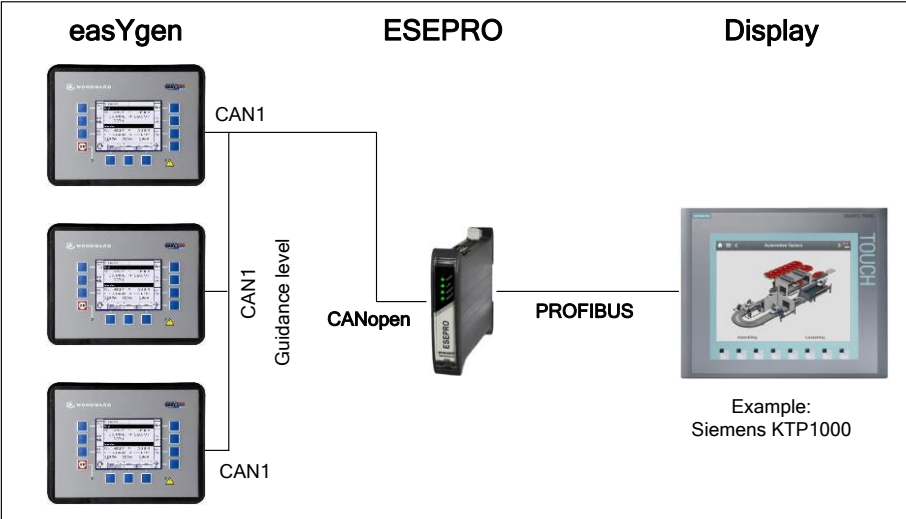
1. PLC visualizes and/or controls a system of easYgen-3200 / easYgen-2000



System of easYgen-2000 with PLC

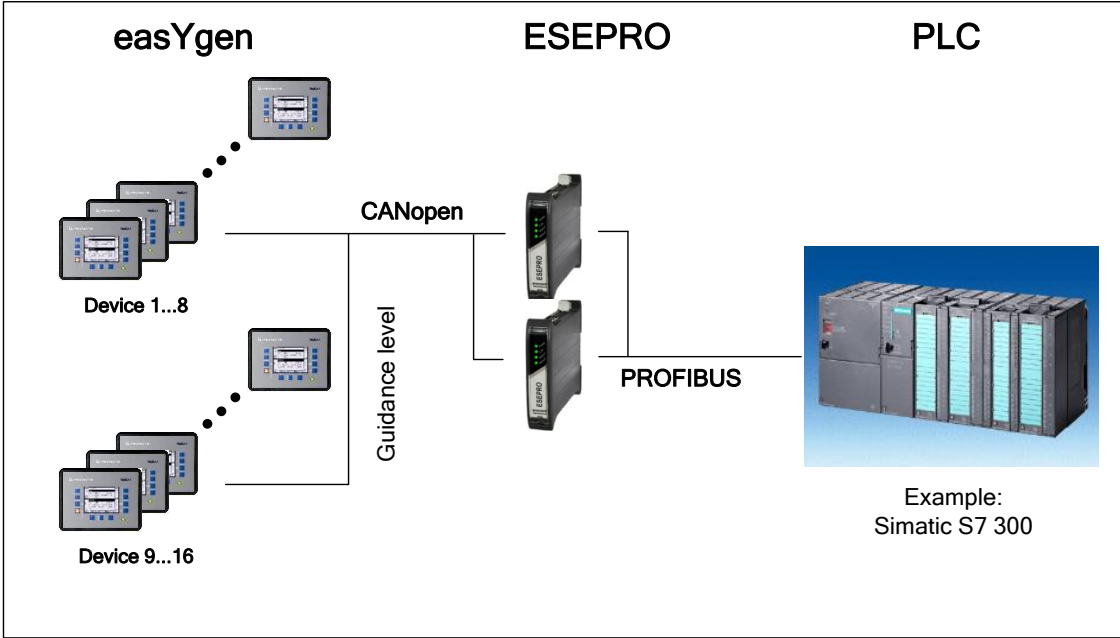


System of easYgen-3200 with PLC



System of easYgen-3200 with PLC Panel

One ESEPRO supports 8 WW devices so there can be built up several ESEPRO units as Profibus stations. Other reasons for equipping multiple ESEPROs could be the access on different CANopen busses.




System of 16 easYgen-3200

2. PLC visualizes and/or controls a system of easYgen-3500

**NOTICE**

The easYgen-3500 /3400 provides two CANopen systems for multiple genset systems. The ESEPRO will be connected on CAN1 bus, which is responsible for PLC and SCADA systems. Only the CAN1 bus is supporting TXPDOs and SDOs, which are needed for operating the ESEPRO(s). The CAN3 bus is the load share bus and is responsible for internal data exchange between easYgens and LS-5s, if used.



System of easYgen-3500

### 3. PLC visualizes and/or controls a system of **easYgen-3500 / LS-5**

The easYgen-3500 (up to 32) exchange their data with LS-5 (up to 16) over the CAN3 bus. The CAN3 bus is used to allow fast communication between the units in the easYgen-3500 / LS-5 system. Other functionalities, like communication to PLC or SCADA systems or Display Panels are executed over the CAN1 bus. CAN2 is the dedicated bus for remote panels, engine control modules (J1939) and extended I/O modules (CANopen).

The LS-5 is equipped with one CAN bus. This bus provides:

- Data exchange with neighboring LS-5's and easYgen-3500 's
- Visualization data for PLC / SCADA systems
- Configuration capability for PLC/ SCADA systems
- Remote control functionalities for PLC/ SCADA systems

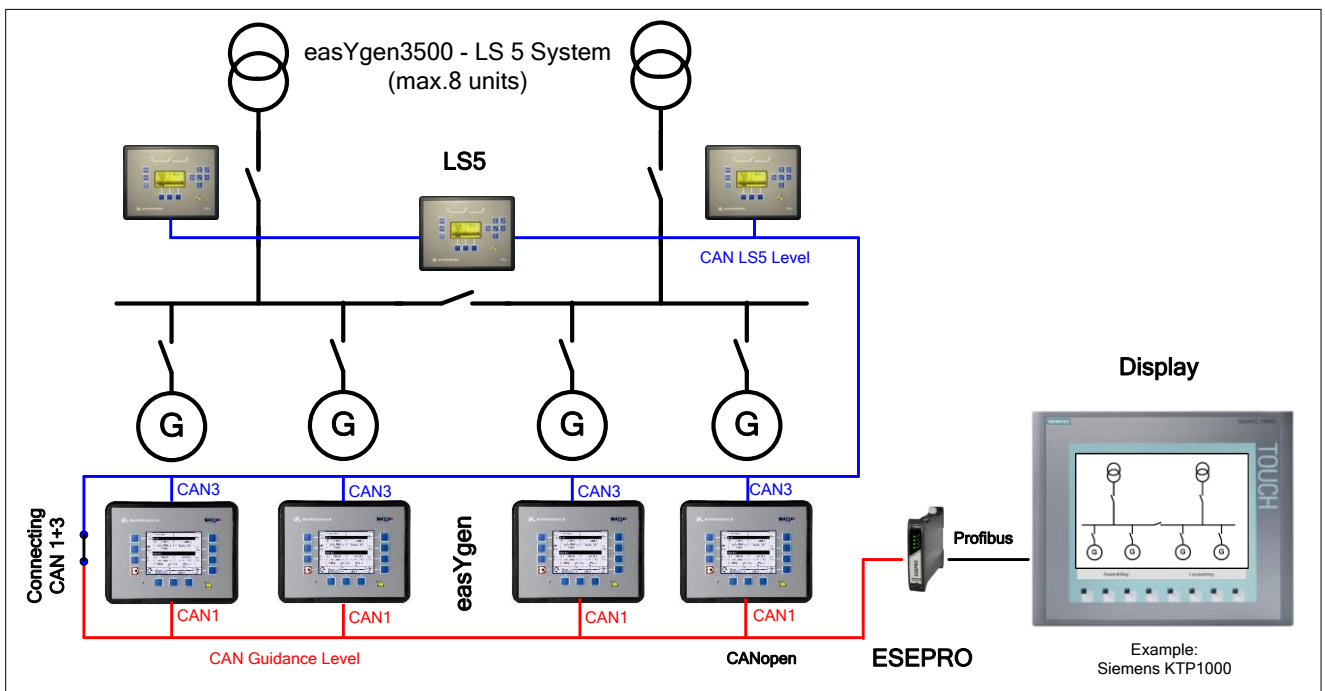
The following chapter shows, how the ESEPRO can access on the easYgen / LS 5 system under various configurations and how to avoid bandwidth trouble.

#### 3.1. PLC visualizes and/or controls a system of **easYgen-3500 / LS-5 (Max.8 WW devices)**

If the number of members on the easYgen-3500 / LS-5 system is restricted to max eight in your application, it is possible to interlink the CAN1 and the CAN3 bus at one location. This topology allows using one ESEPRO to access all members in the whole system. To keep the data traffic small, the Remote Panel RP3000 shall be not connected additionally on the CAN1 bus. The CAN2 bus is the dedicated bus for the remote panel RP3000. So the single ESEPRO gateway allows now:

- Visualize measuring data and conditions of easYgen and LS-5
- Control easYgen and LS-5 (for example: Start/Stop engine, Open/Close breaker, Alarms ...)
- Unit configuration





An easYgen-3500 / LS-5 system (max. 8 members on CAN bus)

## NOTICE

Connecting CAN1 and CAN3 at one location has the advantage that the wiring can be splitted afterwards, when more WW devices are required. Then another ESEPRO can be easily equipped without any large rewiring.

### 3.2. PLC visualizes and/or controls a system of easYgen-3500 / LS-5 (WW devices > 8)

Usually the CAN3 operates separated from the CAN1 bus. If the number of members on the easYgen-3500 / LS-5 system exceeds eight, two ESEPRO units are required to visualize and/or control the system. This leads to another Profibus station concept.

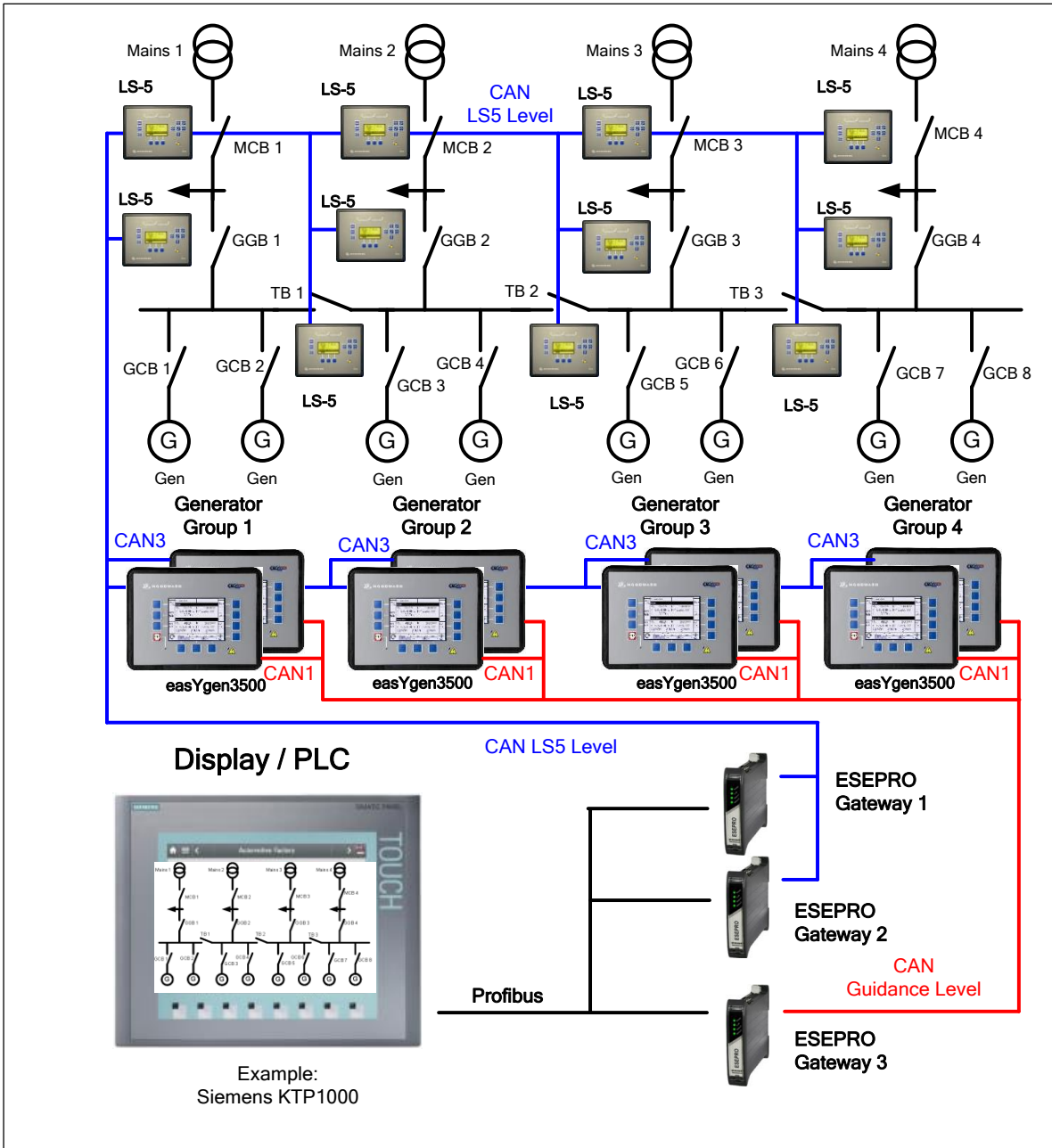
ESEPRO gateway(s) on CAN1 allow to:

- Visualize easYgen data and conditions
- Control easYgen (for example: Start/Stop engine, Open/Close breaker, Acknowledgement of alarms...)
- Configuration of the easYgen units

ESEPRO gateway(s) on CAN3 allow to:

- Visualize LS-5 data and conditions <sup>1</sup>
- Control LS-5 (for example: Open/Close breaker, Acknowledgement of alarms...)
- Configuration of the LS-5 units

<sup>1</sup> Notice: The ESEPRO can cause additional data traffic on CAN3. For member number greater 8 a higher baud rate could be required, which has also an impact on the CAN distances. Contact Woodward for more options.



**A complex easYgen-3500 / LS-5 system**

The amount of LS-5s and easYgens determine the number of ESEPROs. The example shows 19 Woodward devices, 11 LS-5 and 8 easYgen, equipped on CAN3 bus. The easYgen on CAN3 bus are anyway not detectable for the ESEPRO so that finally only the amount of LS-5 counts. Eight easYgens on CAN1 bus require one ESEPRO.

We appreciate your comments about the content of our publications.

Please send comments to: [stgt-doc@woodward.com](mailto:stgt-doc@woodward.com)

Please reference publication 37577.

Homepage  
[www.woodward.com](http://www.woodward.com)

**Woodward has company-owned plants, subsidiaries, and branches,  
as well as authorized distributors and other authorized service and sales facilities throughout the world.  
Complete address / phone / fax / email information for all locations is available on our website.**

THE INFORMATION CONTAINED IN THIS APPLICATION NOTE IS PROVIDED AS IS WITHOUT REPRESENTATIONS OR WARRANTIES OF ANY KIND EXPRESSED OR IMPLIED. THE ADHERENCE TO THE INFORMATION CONTAINED IN THIS APPLICATION NOTE SHALL BE AT THE USER'S OWN RISK. WOODWARD EXPRESSLY DISCLAIMS ANY REPRESENTATIONS OR WARRANTIES CONCERNING WHETHER THE DELIVERABLES, OR SOFTWARE WILL PRODUCE ANY SPECIFIC RESULT OR PERFORM ANY PARTICULAR FUNCTION. WOODWARD FURTHER EXPRESSLY DISCLAIMS ANY LIABILITY FOR DAMAGES, LOSSES, COSTS OR EXPENSES ARISING DIRECTLY OR INDIRECTLY FROM THE USE OF THIS APPLICATION NOTE, UNLESS WOODWARD HAS PROVABLY ACTED WITH WILLFUL MISCONDUCT OR GROSS NEGLIGENCE.

WOODWARD RESERVES THE RIGHT TO UPDATE ANY PORTION OF THIS PUBLICATION AT ANY TIME. INFORMATION PROVIDED BY WOODWARD IS BELIEVED TO BE CORRECT AND RELIABLE. HOWEVER, NO RESPONSIBILITY IS ASSUMED BY WOODWARD UNLESS OTHERWISE EXPRESSLY UNDERTAKEN.